



# 2600 Series Downflow Unit Heater Roof Mounted with Linear Louvered Diffuser, Bracket and Thermostat

## Data Sheet

### General Characteristics 2600 Series Downflow Unit Heater Roof Mounted with Linear Louvered Diffuser, Bracket and Thermostat

The contractor shall furnish and install the 2600 Series electric vertical discharge unit heaters of the size, capacity and voltage specified. Heaters shall be installed according to the manufacturer's recommendations and applicable national and local codes.

Elements shall consist of Nickel Chromium alloy resistance wire embedded and completely surrounded in Magnesium Oxide, enclosed and swagged into corrosion resistant sheaths. Corrosion resistant steel fins shall be permanently attached to the sheaths to provide maximum heat transfer to the air stream.

Motors shall be single phase, resilient mounted, totally enclosed, industrial rated with an automatic reset thermal overload protective device. Motors on heaters up to 20 KW capacity shall be permanently lubricated shaded pole type. Over 20 KW, motors shall be permanent split capacitor type. Motors shall be mounted out of the main air stream in such a manner as to allow ambient air to be drawn over the motor to reduce motor temperature. Motor shall be separately removable from beneath the heater without removing the entire heater from mounting bracket.

Fan blades shall be heavy-duty individually balanced axial flow type. Fan speed shall not exceed 1570 RPM.

All heaters shall be equipped with a manual reset thermal cutout which disconnects elements and motor in the event normal operating temperatures are exceeded.

Heaters shall be designed for a single supply circuit with elements, motor and control circuits subdivided and fused to conform with the latest National Electric Code and OSHA requirements. All three phase heaters shall have balanced phases.

Heaters shall be controlled by a low voltage wall mounted thermostat. All heaters 25 KW and larger shall be wired for 2 stage operation. 5 KW through 20 KW units are single stage. All heaters shall be equipped with a fan safety device that causes fan to operate after elements are de-energized to purge unit of residual heat.

Includes Diffuser, Bracket and Thermosta.

### Product Applications 2600 Series Downflow Unit Heater Roof Mounted with Linear Louvered Diffuser, Bracket and Thermostat

Recommended for all industrial, commercial, and residential. For indoor and outdoor use.

### Warranties 2600 Series Downflow Unit Heater Roof Mounted with Linear Louvered Diffuser, Bracket and Thermostat

Manufacturer's Limited Warranty: 1 Year.





# 2600 Series Downflow Unit Heater Roof Mounted with Linear Louvered Diffuser, Bracket and Thermostat

## Data Sheet

Specific Characteristics 2600 Series Downflow Unit Heater Roof Mounted with Linear Louvered Diffuser, Bracket and Thermostat

Item #	Watts	BTU's	Volts	PH	Amps	Temp Rise (°F)	Control Volts	CFM	Included Components			Weight and Dimensions with Packaging (CM)	
									Diffuser	Bracket	Thermostat	Lbs	W, H, D
									MFG Model number	MFG Model number	MFG Model number		
USQWA-001	5	17065	208	1	24.03	34	24	490	D1602	A1600	TC1602	75	53,38,53
USQWA-002	5	17065	240	1	20.83	34	24	490	D1602	A1600	TC1602	75	53,38,53
USQWA-003	5	17065	277	1	18.05	34	24	490	D1602	A1600	TC1602	75	53,38,53
USQWA-004	5	17065	208	3	13.89	34	24	490	D1602	A1600	TC1602	75	53,38,53
USQWA-005	5	17065	240	3	12.04	34	24	490	D1602	A1600	TC1602	75	53,38,53
USQWA-006	5	17065	480	3	6.02	34	24	490	D1602	A1600	TC1602	75	53,38,53
USQWA-007	7.5	25598	208	1	36.05	45	24	560	D1602	A1600	TC1602	75	53,38,53
USQWA-008	7.5	25598	240	1	31.25	45	24	560	D1602	A1600	TC1602	75	53,38,53
USQWA-009	7.5	25598	277	1	27.07	45	24	560	D1602	A1600	TC1602	75	53,38,53
USQWA-010	7.5	25598	208	3	20.84	45	24	560	D1602	A1600	TC1602	75	53,38,53
USQWA-011	7.5	25598	240	3	18.06	45	24	560	D1602	A1600	TC1602	75	53,38,53
USQWA-012	7.5	25598	480	3	9.03	45	24	560	D1602	A1600	TC1602	75	53,38,53
USQWA-013	10	34130	208	1	48.07	26	24	1200	D1602	A1600	TC1602	75	53,38,53
USQWA-014	10	34130	240	1	41.66	26	24	1200	D1602	A1600	TC1602	75	53,38,53
USQWA-015	10	34130	277	1	36.1	26	24	1200	D1602	A1600	TC1602	75	53,38,53
USQWA-016	10	34130	208	3	27.79	26	24	1200	D1602	A1600	TC1602	75	53,38,53
USQWA-017	10	34130	240	3	24.08	26	24	1200	D1602	A1600	TC1602	75	53,38,53
USQWA-018	10	34130	480	3	12.04	26	24	1200	D1602	A1600	TC1602	75	53,38,53
USQWA-019	15	51195	208	3	41.68	39	24	1200	D1602	A1600	TC1602	75	53,38,53
USQWA-020	15	51195	240	3	36.12	39	24	1200	D1602	A1600	TC1602	75	53,38,53
USQWA-021	15	51195	480	3	18.06	39	24	1200	D1602	A1600	TC1602	75	53,38,53
USQWA-022	19.4	68260	240	3	48.16	52	24	1200	D1602	A1600	TC1602	75	53,38,53
USQWA-023	20	68260	480	3	24.08	52	24	1200	D1602	A1600	TC1602	75	53,38,53
USQWA-024	25	85325	208	3	69.48	24	24	3300	D1612	A1601	TC1602	75	69,55,69
USQWA-025	25	85325	240	3	60.21	24	24	3300	D1612	A1601	TC1602	75	69,55,69
USQWA-026	25	85325	480	3	30.1	24	24	3300	D1612	A1601	TC1602	75	69,55,69
USQWA-027	30	102390	208	3	83.37	29	24	3300	D1612	A1601	TC1602	175	69,55,69
USQWA-028	30	102390	240	3	72.25	29	24	3300	D1612	A1601	TC1602	175	69,55,69
USQWA-029	30	102390	480	3	36.12	29	24	3300	D1612	A1601	TC1602	175	69,55,69
USQWA-030	40	136520	208	3	111.17	38	24	3300	D1610	A1601	TC1602	175	69,55,69
USQWA-031	40	136520	240	3	96.33	38	24	3300	D1610	A1601	TC1602	175	69,55,69
USQWA-032	40	136520	480	3	48.16	38	24	3300	D1610	A1601	TC1602	175	69,55,69
USQWA-033	50	170650	208	3	138.96	48	24	3300	D1610	A1601	TC1602	175	69,55,69
USQWA-034	50	170650	240	3	120.42	48	24	3300	D1610	A1601	TC1602	175	69,55,69
USQWA-035	50	170650	480	3	60.21	48	24	3300	D1610	A1601	TC1602	175	69,55,69

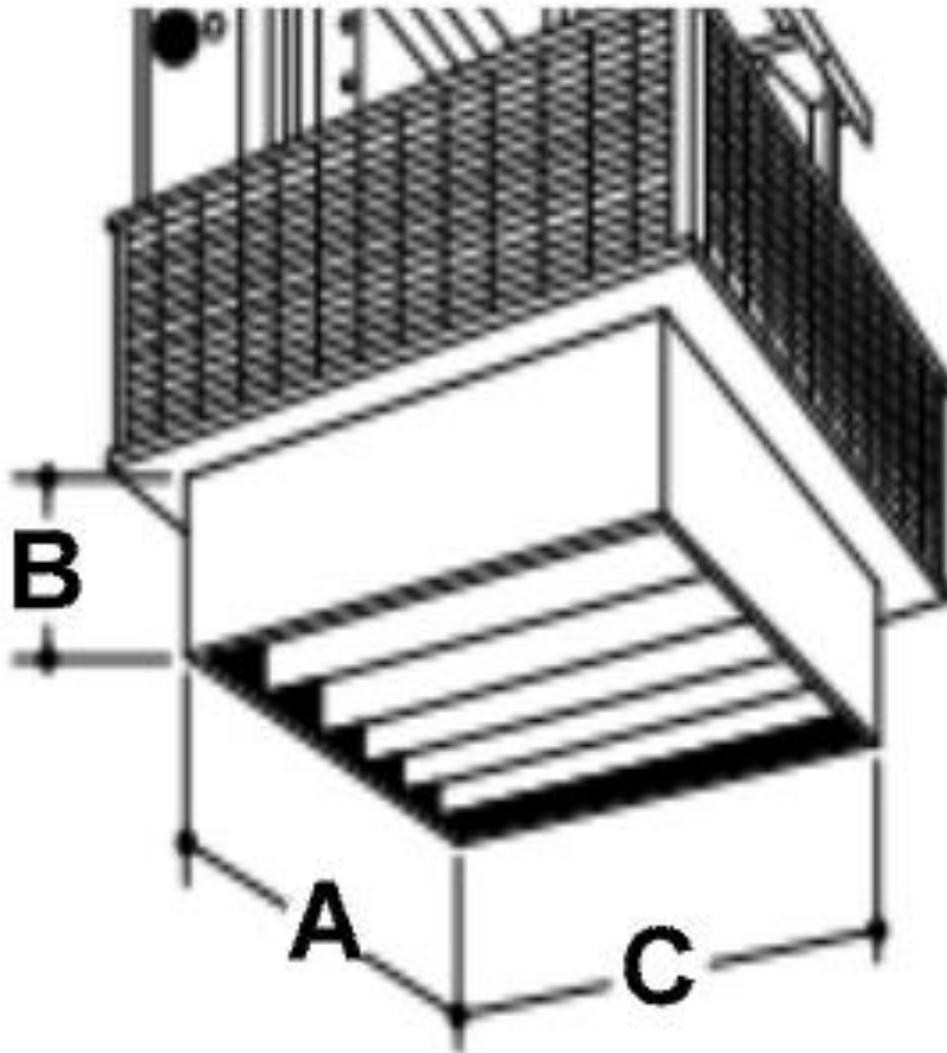


**2600 Series Downflow Unit  
 Heater Roof Mounted with  
 Linear Louvered Diffuser,  
 Bracket and Thermostat**

Data Sheet

Dimensions (in) 2600 Series Linear Louvered Diffuser

Item #	MODEL	KW	Wide	High	Deep
			A	B	C
USQWA-001 a USQWA-023	D1602	5-20	17	6	17
USQWA-023 a USQWA-035	D1611	25-50	23	6	23






# 2600 Series Downflow Unit Heater Roof Mounted with Linear Louvered Diffuser, Bracket and Thermostat

## Data Sheet

Dimensions (in) 2600 Series Downflow Unit Heater Roof Mounted with Linear Louvered Diffuser, Bracket and Thermostat

Item #	Wide	High	Deep
	A	B	C
USQWA-001 a USQWA-023	21	15	21
USQWA-023 a USQWA-035	27	22	27



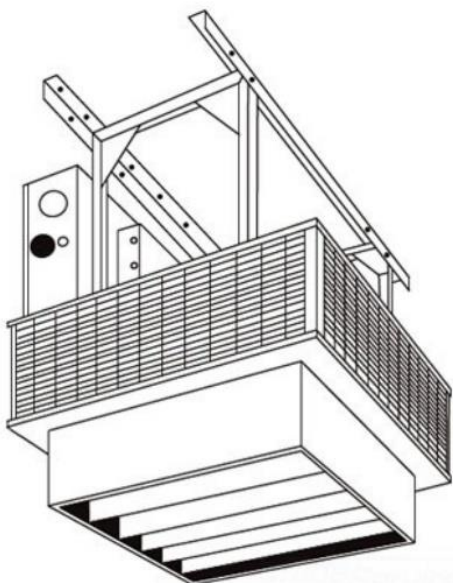


# 2600 Series Downflow Unit Heater Roof Mounted with Linear Louvered Diffuser, Bracket and Thermostat

## Data Sheet

Dimensions (in) 2600 Series Bracket

Item #	MODEL	KW	Wide	High	Deep
			A	B	C
USQWA-001 a USQWA-023	A1600	5-20	16.5	2.25	44
USQWA-023 a USQWA-035	A1601	25-50	16.5	2.25	44



ID	Author	Description Error	Description Update	Supervisor Name
V1	Angelica Romero	New Data Sheet	New Data Sheet	Jessica Lorenzo